

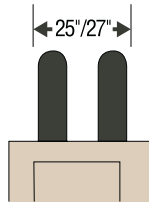
# LOOK HANDLING TIPS

## INCA Presswood Pallets

BELOW ARE HANDLING TIPS FOR USERS OF LITCO'S INCA PRESSWOOD PALLETS. IF FOLLOWED, THESE TIPS WILL SAFELY ALLOW YOU TO GAIN THE MAXIMUM VALUE FROM YOUR PURCHASE. MANY OF THESE TIPS ARE APPLICABLE TO ALL TYPES OF PALLETS.


### 1 SET FORKS

Always set forks in the range of 25 to 27 inches before entering Inca Pallet.




### 4 SET ANGLE

Level forks when entering Inca Pallet openings. Be sure the fork length does not extend beyond the length of the pallet.



### 2 STORE INCAS

Nestable inca pallets save valuable warehouse space. 50 Pallets stack approx. 7 feet high! It is best to store inca pallets inside to keep them dry and bug free. When stored outside, it is best to cover them to guard against bugs, rodents and the elements.




### 5 LIFT LOAD

Lift load vertically, avoid pushing and sliding the Inca Pallet on surfaces. Do not side shift until Inca Pallet is clear of floor.



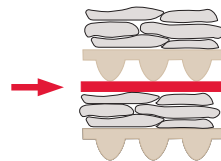
### 3 SEPARATE INCAS

Any number of Inca Pallets can be separated from a stack. Tip forks down slightly and carefully enter stack at any point. **DO NOT RAM!**

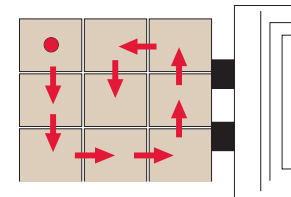


### 6 STACK LOAD

Lift the loaded pallet vertically. Avoid side shifting the loaded pallet until the load is lifted off of the floor. Avoid pushing and sliding the Inca Pallet with the tip of the fork.



### 7 SAFETY!! LOAD & UNLOAD PALLETS UNIFORMLY



**Warning!!!!** Inca's, like all pallets, should be loaded and unloaded in a systematic manner, one layer at a time, to maintain the load's balance and stability, especially when elevated. Loading or unloading in any other manner that results in unequal weight distribution across the pallet can cause the load to tip over and injure the operator or bystanders.

### 8 SAFETY!! APPLY TO ALL TYPES OF PALLETS!



**Warning!!!!** Under no circumstances should Inca Pallets be stood on, leaned on, used to lift people or to support them in any way. Inca Pallets are designed for the sole purpose of moving, storing and transporting unitized products and should never be used in a manner for which they are not intended.



**LITCO INTERNATIONAL INC.**  
Molded Products Group | P.O. BOX 150, ONE LITCO DR., VIENNA, OH 44473  
Fax 330-539-5388 | info@litco.com  
Phone 330-539-5433 | www.litco.com



**FREE HANDLING TIP VIDEO AVAILABLE! SEE IT ONLINE AT [www.litco.com](http://www.litco.com) OR CONTACT LITCO FOR A FREE DVD. (English or Spanish available!)**

HANDLT95 3/08