



# TECHNICAL DATA SHEET

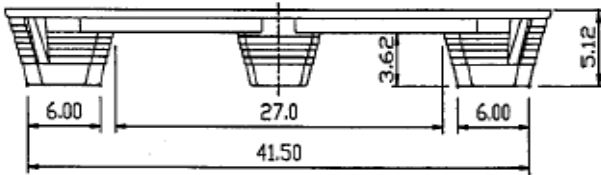
## 45" x 45"

(1143.00 mm x 1143.00 mm)

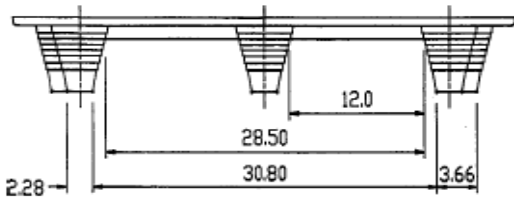


## PRESSWOOD PALLET

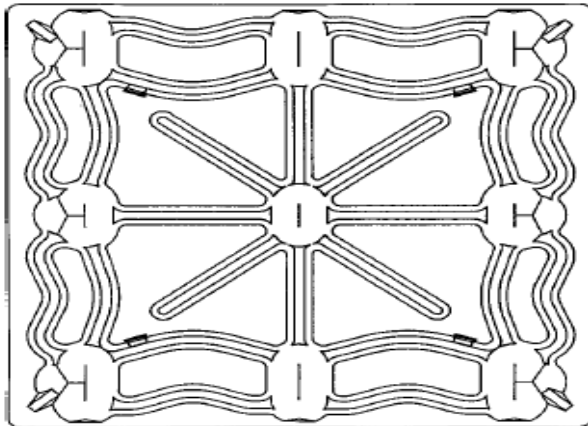
45" End View



45" Side View



Top View



### Manufacturing & Composition

Inca Pallets are molded in one solid piece from dried wood fibers and environmentally safe synthetic resin in a compression mold under high pressure and temperature.

### Low Moisture Content

Only 6 - 8% moisture content, no moisture transmission to product or packaging load on the pallet.

### Approximate Surface Area

Top Deck: 1090 sq. inches  
Footprint: 110 sq. inches

### Approximate Dynamic Load Capacity\*

WEIGHT	CAPACITY	COLOR CODE PAINTED STRIPE
Medium	1500 lbs.	Green
Heavy	2000 lbs.	Red
Extra Heavy	2500 lbs.	White

\*Load uniformly distributed on pallet deck. Actual load capacity is application specific & dependant upon the product, packaging, load containment & handling environment. The testing of Inca pallets with the intended application is strongly recommended.

### 4 Way Entry

4-way entry with fork truck. 4-way entry with pallet jack.

### Nestability

A stack of 50 Inca Pallets nest approximately 7' high. For each additional pallet, add 2" to height of stack.

### Rounded Corners & Tapered Legs

Pallets have all rounded corners and tapered legs which make them ideal for stretch or shrink wrapping.

### Design for Safety

Because Inca Pallets weigh up to 50% less than conventional hardwood pallets, they are safer and easier to handle. And, there are no nails or splinters to damage product or injure personnel.

### Full Truckload Capacity

Quantities vary with pallet size and weight per truckload, typically:

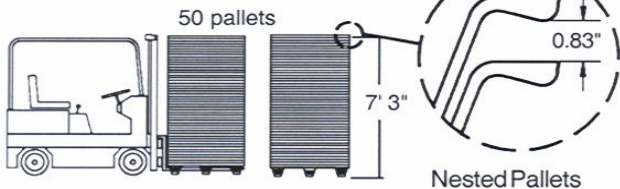
WEIGHT	TRUCKLOAD	LBS./PALLET
Medium	1280	34.0 (+/- 1.5)
Heavy	1100	38.5 (+/- 1.5)
Extra Heavy	1050	41.0 (+/- 1.5)

### Export Approved!

Save money, time & costly delays. Inca presswood pallets are welcome worldwide. They are considered "processed wood" per ISPM 15 export wooden packaging regulations. No extra, costly treatment against infestation is required!

\* RIBBING DESIGN ON THE PALLET DECK MAY DIFFER FROM THAT SHOWN

All dimensions in inches



Nested Pallets

Manufactured according to the **werzalit** process.



## LITCO INTERNATIONAL INC.

Molded Products Group | P.O. BOX 150, ONE LITCO DR., VIENNA, OH 44473

Fax 330-539-5388 | info@litco.com

Phone 330-539-5433 | [www.litco.com](http://www.litco.com)

10/5/06

