

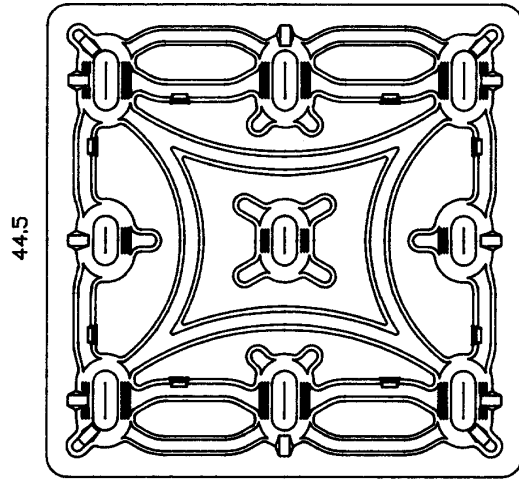


TECHNICAL DATA SHEET

44.5" X 44.5" PRESSWOOD PALLET

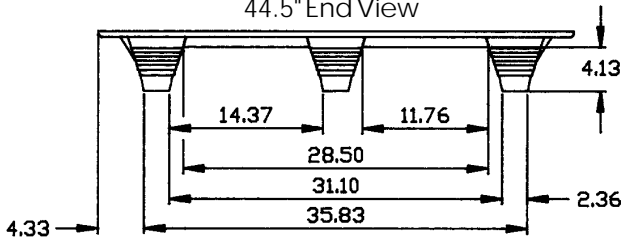
Dimensions:

Top View



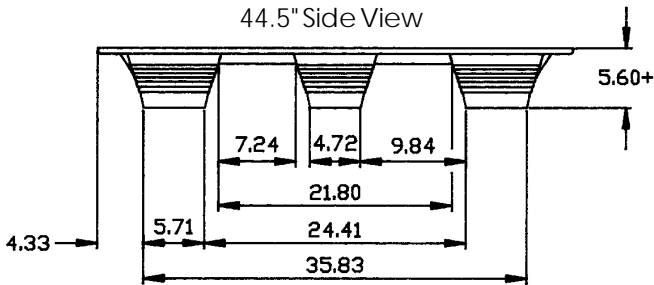
44.5

44.5" End View



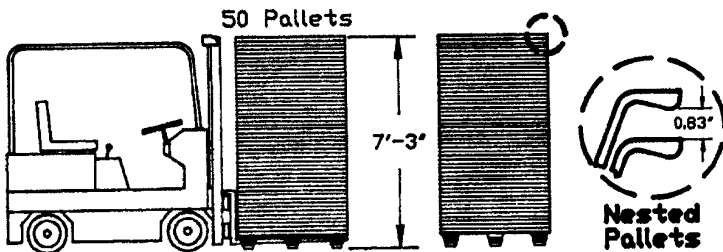
4.33

44.5" Side View



4.33

All dimensions in inches



Manufacturing & Composition

Inca Pallets are molded in one solid piece from dried wood fibers and environmentally safe synthetic resin in a compression mold under high pressure and temperature.

Low Moisture Content

Only 6-8% moisture content, no moisture transmission to product or packaging load on the pallet.

Approximate Surface Area

Top Deck: 1050 sq. inches
Footprint: 90 sq. inches

Approximate Dynamic Load Capacity*

WEIGHT	CAPACITY	COLOR CODE
Medium	1500 lbs.	Green
Heavy	2000 lbs.	Red
Extra Heavy	2500 lbs.	White

Incas can support static (stacking) loads equal to ten times dynamic loads.

4-Way/2-Way Entry

4-way entry with a fork truck.
2-way entry with a pallet jack.

Nestability

A stack of 50 Inca Pallets nest approximately 7" high. For each additional pallet, add 2" to height of stack.

Rounded Corners & Tapered Legs

Pallets have all rounded corners and tapered legs which make them ideal for stretch or shrink wrapping.

Design for Safety

Because Inca Pallets weigh up to 50% less than conventional hardwood pallets, they are safer and easier to handle. And, there are no nails or splinters to damage product or injure personnel.

Full Truckload Capacity

Quantities vary with pallet size and weight per truckload, typically:

WEIGHT	TRUCKLOAD	LBS./PALLET
Medium	1280	35
Heavy	1100	39
Ex Heavy	1050	42

Exportation

Inca Pallets meet quarantine requirements for Australia and New Zealand. Therefore, they do not require the costly delay and expensive fumigation procedures other wood products do.