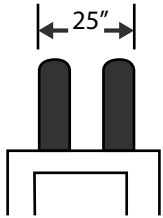




LOOK!

Important handling tips for Inca Presswood Pallets

1. SET FORKS



Always set forks at 25 inches before entering Inca Pallet.

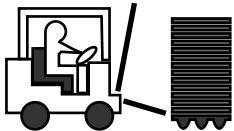
2. STORE INCAS



Nestable Inca Pallets save valuable warehouse space. 50 Inca Pallets stack only 7 feet high.

Store Incas indoors to prevent pallet water damage due to rain. When stored outside, Incas should be covered to guard against rain and other precipitation.


3. SEPARATE INCAS



Any number of Inca Pallets can be separated from a stack.

Tip forks down slightly and carefully enter stack at any point. **DO NOT RAM!**

4. SET ANGLE




Tip forks down when entering Inca Pallet openings.

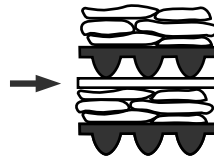
Be sure you have proper length forks. If forklift has shifter, do not side shift until Inca Pallet is clear of floor.

5. LIFT LOAD

Lift load vertically, avoid sliding the Inca Pallet on surfaces.



6. STACK LOAD

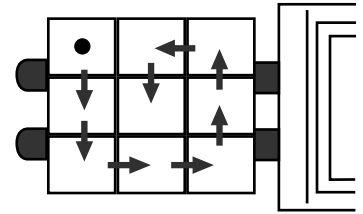


If Inca Pallets are to be double stacked with bagged or soft products, use:

- A. 1/2" or 5/8" plywood divider or
- B. Double wall corrugated sheet.

7. UNLOAD PALLETS UNIFORMLY

Warning! Incas, like all pallets, should be loaded and unloaded in a systematic manner, one layer at a time, to maintain the load's balance and stability, especially when elevated.



Loading or unloading in any other manner that results in unequal weight distribution across the pallet can cause the load to tip over and injure the operator or bystanders.

8. DON'T MISUSE INCAS



Warning! Under no circumstances should Inca Pallets be stood on, leaned on, used to lift people or to support them in any way.

Inca Pallets are designed for the sole purpose of moving, storing and transporting unitized products and should never be used in a manner for which they are not intended.



LITCO INTERNATIONAL, INC.
 One Litco Dr. • P.O. Box 150
 Vienna, OH 44437-0150
 Phone: 330-539-5433 • Fax: 330-539-5388
 Email: info@litco.com • www.litco.com